

**JOHNSON COUNTY MIDDLE
SCHOOL
2018-2019**

STATE OF THE SCHOOL PLAN
RAISING THE BAR WITH RIGOR, RELEVANCE, AND
RELATIONSHIP

JOHNSON COUNTY MS LEADERSHIP

Christopher Watkins, Ed.D. , Principal

Reid Bethea, M.Ed., Assistant Principal

Dexter Mack, Ed.S., Assistant Principal

Nicole Shepard, Ed.S., Counselor

JCMS DEMOGRAPHICS

Asian	African American/ Black	Caucasian/ White	Hispanic	Native American/ Pacific Islander	Multi Racial	Total Enrollment
F: 0	F: 56	F: 65	F:6	F:0	F:1	F:128
M: 0	M: 55	M:80	M:2	M:0	M:2	M:139
T: 0	T: 111	T: 145	T: 8	T: 0	T: 3	T: 267

JCMS DEMOGRAPHICS

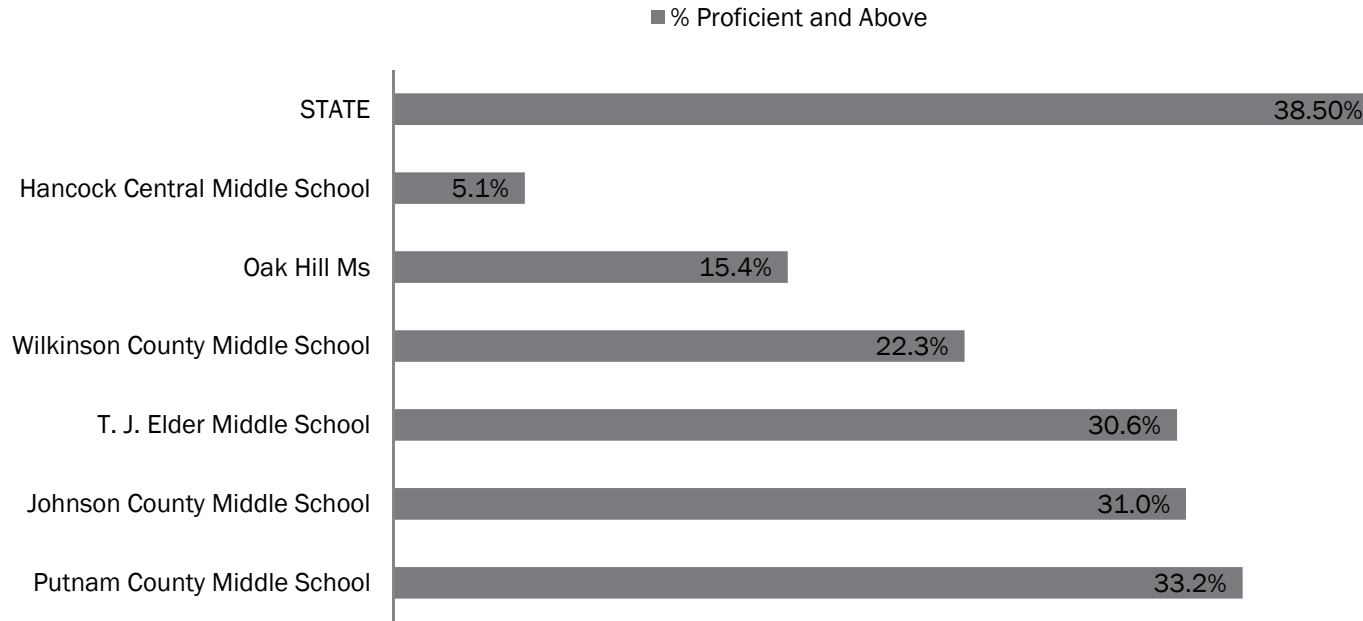
Grade Level	Total Enrollment	Free/ Reduced Students Total	% of Free/ Reduced Students
6-8	267	254+	>95%

JCMS GOALS

1. By the end of the school year, 2018-2019, there will be a 10% increase of all middle school students performing at or above proficient at the Reading Inventory (RI).
2. By the end of the school year, 2018-2019, 10% of all students will increase their performance level on the EOG.
3. Decrease the total number of days spent in ISS/OSS for the African American subgroup by 10% by the end of the school year 2018-2019.

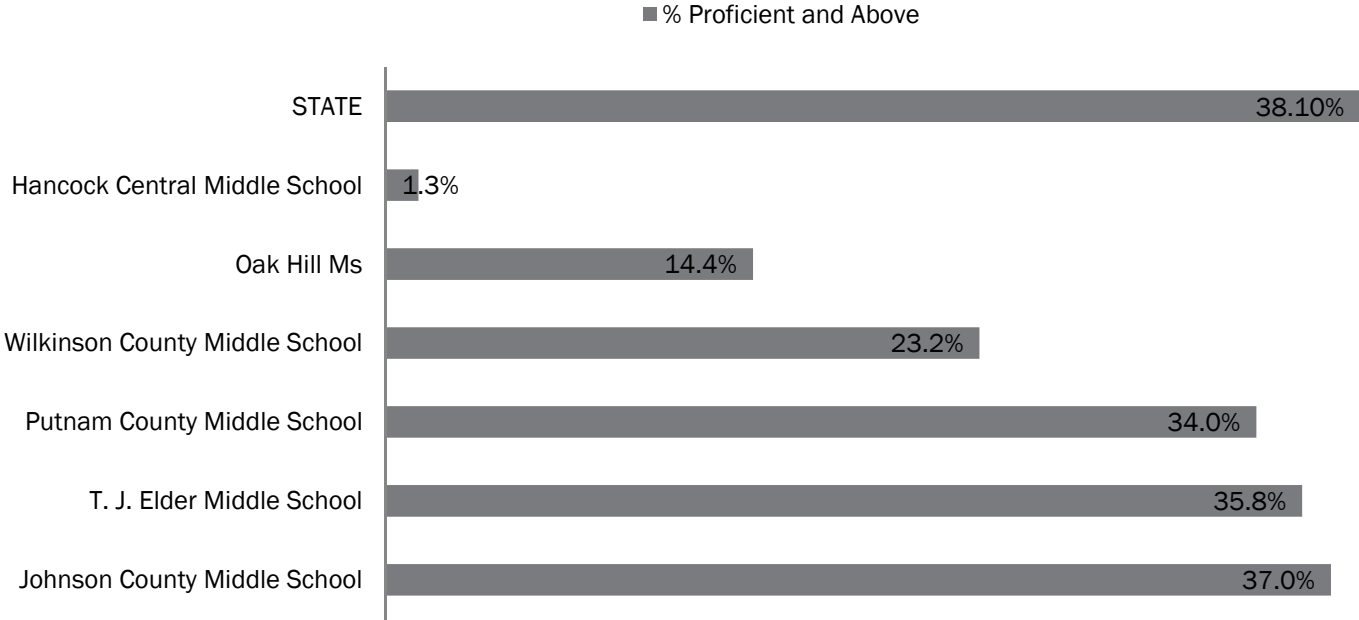
2017-2018 6TH ELA EOG DATA

ELA: 6TH GRADE% Proficient and Above



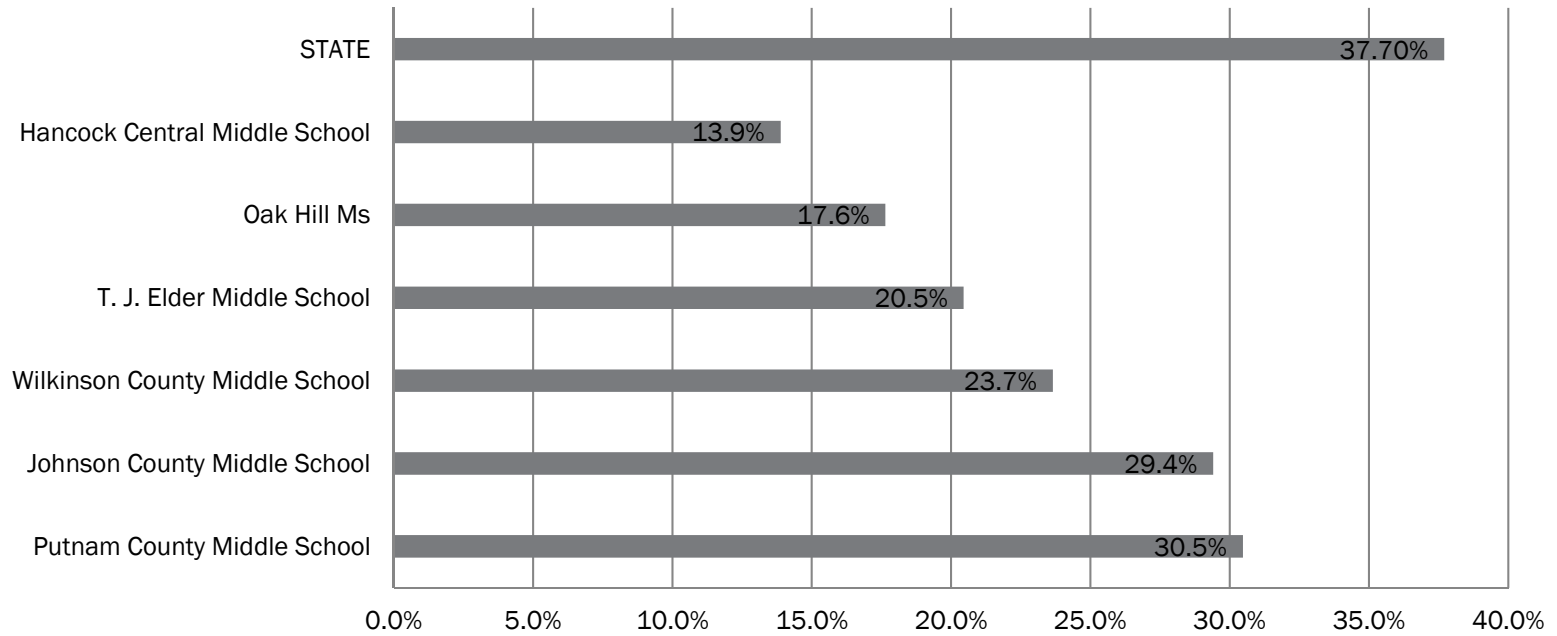
2017-2018 6TH GRADE MATH EOG DATA

MATH: 6th Grade % Proficient and Above



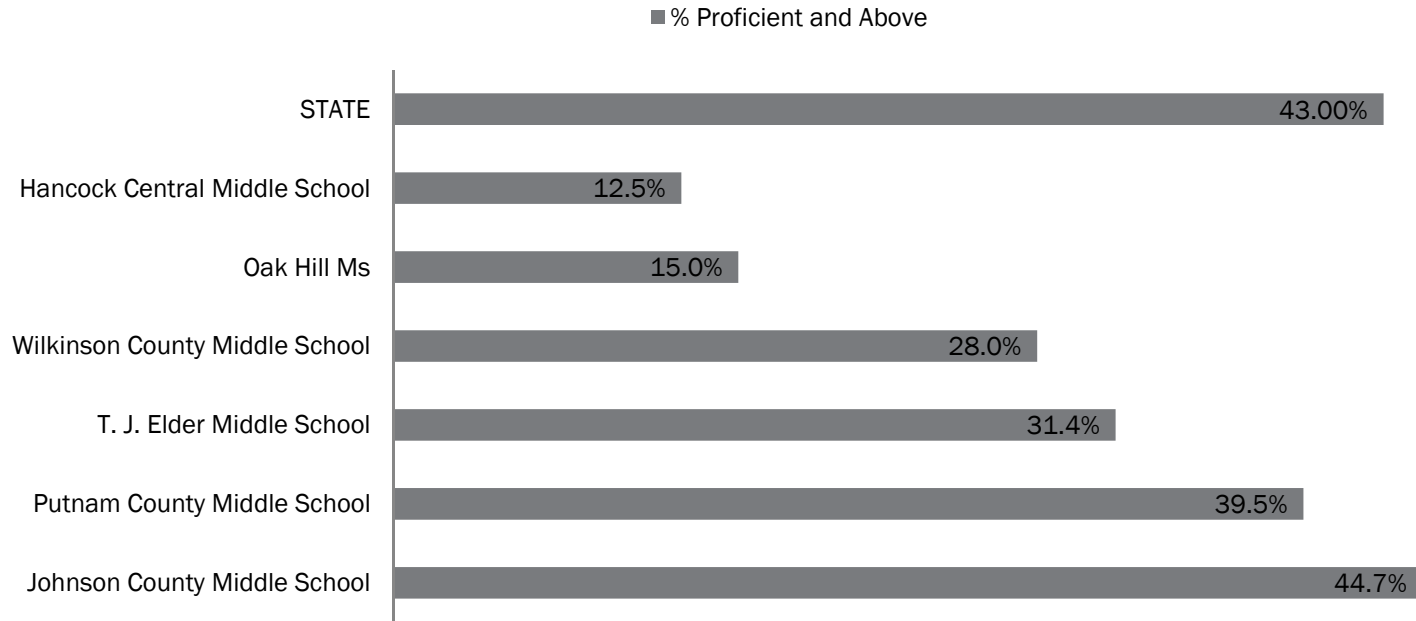
2017-2018 7TH GRADE ELA EOG DATA

ELA 7th Grade % Proficient and Above



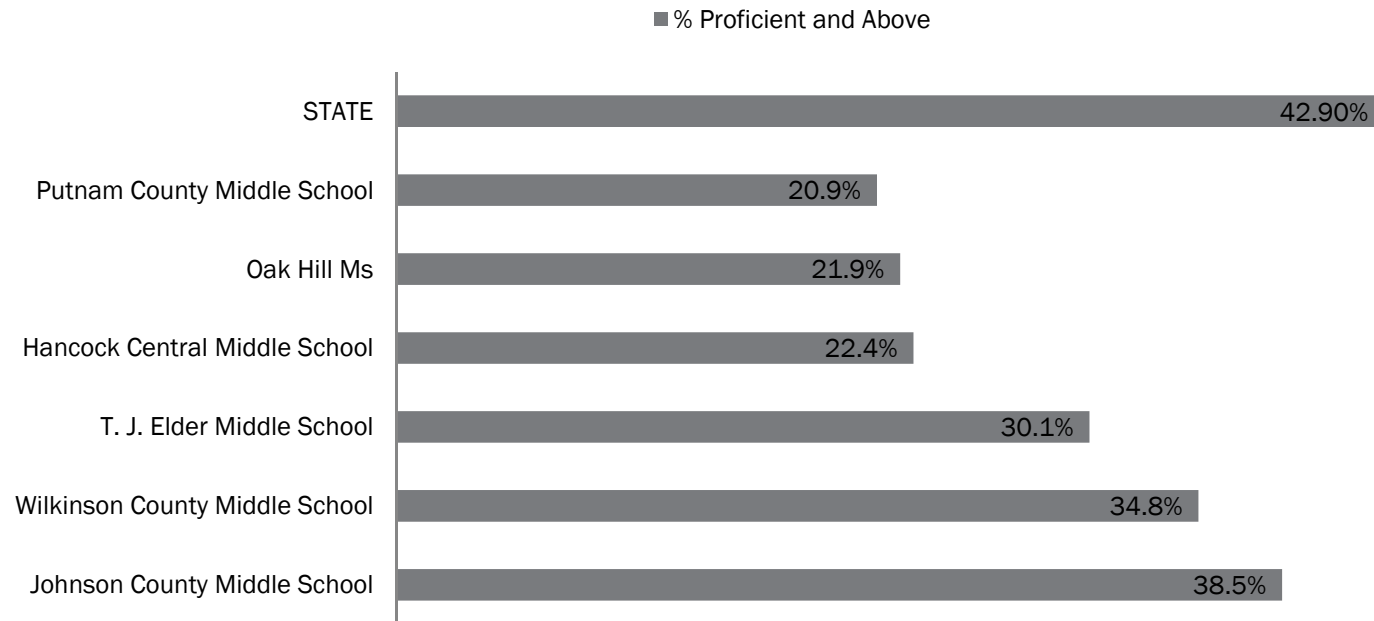
2017-2018 7TH GRADE MATH EOG DATA

MATH: 7th Grade % Proficient and Above



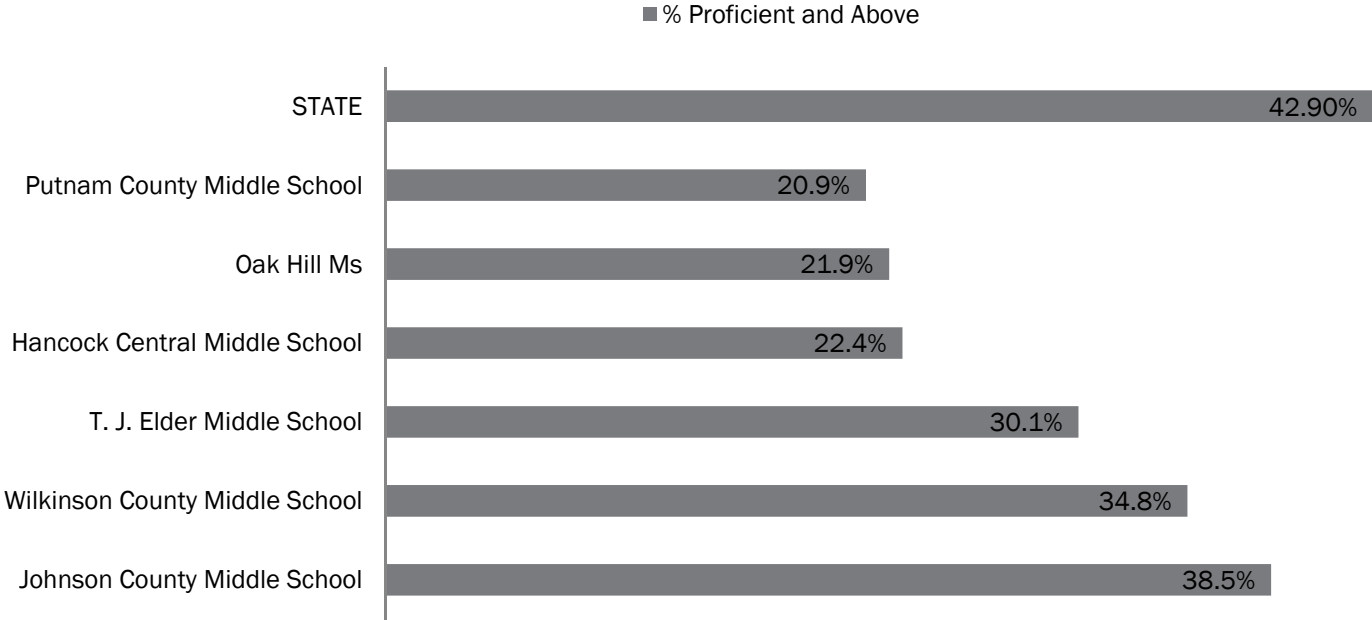
2017-2018 8TH ELA EOG DATA

ELA: 8TH GRADE % Proficient and Above



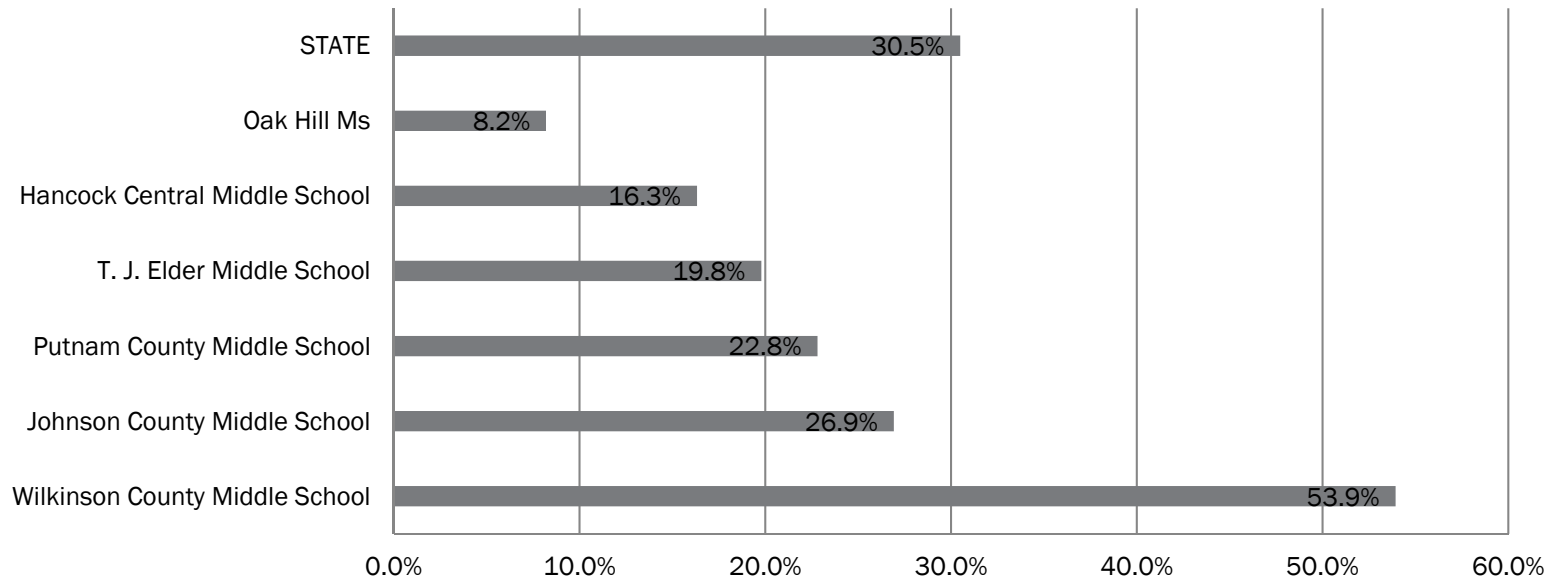
2017-2018 8TH MATH EOG DATA

MATH: 8th Grade % Proficient and Above



2017-2018 8TH GRADE SCIENCE EOG DATA

science: 8th grade
% Proficient and Above



2 YEAR TREND DISCIPLINE DATA

Discipline Referrals (2 year trend)

There were 489 referrals listed in 2016-2017.

There were 625 referrals listed in 2017-2018.

The numbers indicate that there was a 78% increase in discipline referrals over the two year period. These numbers indicate that the school and district level data show a need to implement PBIS in the school. The school has seen some success with the Georgia Southern University PBIS model but is changing to the Georgia Statewide PBIS model to help decrease the number of discipline referrals

JCMS

JCMS Data Summary 2018 for 2019

JCMS CCRPI Score 77.6

Our Black student subgroup did not meet the state or subgroup performance targets in any of the four GMAS tested content areas.

Our White student subgroup didn't meet subgroup performance targets but did meet state participation rate and state performance targets.

Our ED student group met the participate rate and subgroup performance rate but not the state performance targets.

JCMS STRATEGIC INITIATIVES

- Striving Readers/ Literacy Across the Curriculum
- Statewide PBIS model – Implementation Phase
- Standards Based Classrooms and Schools
- Depth of Knowledge Level Training
- Positive School Culture and Climate
- Increased Parental Involvement
- Meeting School Improvement Plan (SIP) goals
- Meeting District Improvement Plan (DIP) goals
- Benchmark Assessments (Pre, Mid, and Post assessments)