

**Johnson County Schools  
State of the School System  
2023-2024**



**September 19, 2023 Presentation  
Christopher P. Watkins, Ed.D., Superintendent**

**We Are JOCO! It Takes The Whole Community!**

# Johnson County Schools District Leadership Team

- District Leadership Team
- Dr. Christopher Watkins – Superintendent of Schools
- Mrs. Tecia McKay – Associate Superintendent
- Mr. Charlie Lindsey – Associate Superintendent
- Dr. Hanna Kiser – Director of Special Education, CTAE, and Assessment
- Dr. Julie Kight – Director of Literacy and Community Outcomes
- Mrs. Connie Brantley – Director of Online Learning
- Mrs. Morgan Brantley – Director of Food and Nutrition
- Mrs. Amber Attaway – Director of Student Services
- Mrs. Kristyn Ivey – Director of ESOL, Migrant, Immigrant Services
- Ms. Joy Winfrey – Finance Coordinator
- Ms. J.J. Rowland – Parent Family Engagement Coordinator
- Mr. Charles Howard – Principal of Johnson County Elementary & Pre-K Director
- Mr. Reid Bethea – Principal of Johnson County Middle/High

# JOCO Mission, Vision, and Motto/Slogan Statements

## Johnson County Schools Mission, Vision, & Motto Statements

### *Johnson County Schools Mission Statement :*

- “The mission of the Johnson County School System is to prepare all students to meet or exceed standards in order to graduate on time and be college and/or career ready.”

### *Johnson County Schools Vision Statement*

- “All Johnson County students will meet or exceed standards. Raising the Bar with Rigor, Relevance, and Relationships.”

### *Johnson County Schools Motto/Slogan”*

- “We are JOCO! It Takes the Whole Community!”

# CCRPI System Demographics

Johnson County		
SELECT A REPORT TYPE		
ALL	ELEMENTARY	MIDDLE
		HIGH
OVERVIEW		
Overview		
DISTRICT INFORMATION	NUMBER OF STUDENTS ENROLLED	1,019
	NUMBER OF SCHOOLS	3
	TITLE I SCHOOLS	100.0%
DISTRICT DEMOGRAPHICS	AMERICAN INDIAN / ALASKAN NATIVE	0.0%
	ASIAN / PACIFIC ISLANDER	0.0%
	BLACK	40.7%
	HISPANIC	4.5%
	MULTI-RACIAL	2.6%
	WHITE	52.1%
	ECONOMICALLY DISADVANTAGED	100.0%
	ENGLISH LEARNERS	0.2%
	STUDENTS WITH DISABILITY	13.2%

# System CCRPI Data

lot secure | ccrpi.gadoe.org/Reports/Views/Shared/\_Layout.html

ECONOMICALLY DISADVANTAGED	100.0%
ENGLISH LEARNERS	0.2%
STUDENTS WITH DISABILITY	13.2%

HOW DID THE DISTRICT PERFORM? N/A

HOW DID EACH SCHOOL TYPE PERFORM?

ELEMENTARY SCHOOL SCORE	N/A
MIDDLE SCHOOL SCORE	N/A
HIGH SCHOOL SCORE	N/A

All Schools in the District

**FILTERS**

Display 10 Schools Displaying 1 to 3 of 3

SCHOOL NAME	GRADE CLUSTER	OVERALL SCORE	CONTENT MASTERY	PROGRESS	CLOSING GAPS	READINESS	GRADUATION RATE
JOHNSON COUNTY ELEMENTARY SCHOOL Grade KK - Grade 05	Elementary	N/A	56.8	N/A	N/A	61.5	N/A
JOHNSON COUNTY HIGH SCHOOL Grade 09 - Grade 12	High	N/A	59.6	N/A	N/A	57.8	85.1
JOHNSON COUNTY MIDDLE SCHOOL Grade 06 - Grade 08	Middle	N/A	49.9	N/A	N/A	69.6	N/A

Previous 1 Next

CCRPI

JCES

District Performance Overview

HOW DID THE DISTRICT PERFORM?

N/A

HOW DID THE DISTRICT  
PERFORM ON EACH  
COMPONENT?



56.8

CONTENT MASTERY

English Language Arts	53.05
Mathematics	63.62
Science	47.41

VIEW DETAILS



N/A

PROGRESS

English Language Arts	N/A
Mathematics	N/A
Progress Towards English Language Proficiency	Too Few Students

VIEW DETAILS



N/A

CLOSING GAPS

Improvement Target Performance	N/A
--------------------------------	-----

VIEW DETAILS



61.5

READINESS

Literacy	41.90
Student Attendance	N/A
Beyond The Core	81.07

VIEW DETAILS

CCRPI

JCMS

District Performance Overview

HOW DID THE DISTRICT PERFORM?

N/A

HOW DID THE DISTRICT PERFORM ON EACH COMPONENT?



CONTENT MASTERY

49.9

English Language Arts	51.16
Mathematics	53.01
Science	56.95
Social Studies	29.86

VIEW DETAILS



PROGRESS

N/A

English Language Arts	N/A
Mathematics	N/A
Progress Towards English Language Proficiency	N/A

VIEW DETAILS



CLOSING GAPS

N/A

Improvement Target Performance	N/A
--------------------------------	-----

VIEW DETAILS



READINESS

69.6

Literacy	41.86
Student Attendance	N/A
Beyond The Core	97.36

VIEW DETAILS

CCRPI


JCHS

District Performance Overview

HOW DID THE DISTRICT PERFORM?

N/A

HOW DID THE DISTRICT PERFORM ON EACH COMPONENT?




59.6

**CONTENT MASTERY**

American Literature	52.12
Algebra I / Coordinate Algebra	75.01
Biology	57.07
U.S. History	54.12

VIEW DETAILS




N/A

**PROGRESS**

English Language Arts	N/A
Mathematics	N/A
Progress Towards English Language Proficiency	N/A

VIEW DETAILS




N/A

**CLOSING GAPS**

Improvement Target Performance	N/A
--------------------------------	-----

VIEW DETAILS



57.8

**READINESS**

Literacy	41.43
Student Attendance	N/A
Accelerated Enrollment	63.68
Pathway Completion	68.18
College And Career Readiness	N/A

VIEW DETAILS



# Georgia Graduation Rates

- Georgia Graduation Rates – 2012 to 2023
- 2023 – 84.7%
- 2022 – 84.1%
- 2021 – 83.7%
- 2020 – 83.8%
- 2019 – 82.0%
- 2018 – 81.6%
- 2017 – 80.6%
- 2016 – 79.4%
- 2015 – 79.0%
- 2014 – 72.6%
- 2013 – 71.8%
- 2012 – 69.7%

**JCHS  
Graduation Rate**

**4 Year Cohort  
Graduation Rate**

**5 year Cohort  
Graduation Rate**



**GRADUATION RATE**

85.1

4-Year Graduation Rate

82.86

5-Year Graduation Rate

89.58

**VIEW DETAILS**

# District Graduation Rate Overall Performance



## WHAT IS GRADUATION RATE?

Graduation Rate measures whether students are graduating from high school with a regular diploma in four or five years. This component includes both the four- and five-year adjusted cohort graduation rates and is only applicable to high schools.

HOW DID THE DISTRICT PERFORM ON GRADUATION RATE?

85.1

HOW DID THE STATE PERFORM?

STATE SCORE

84.7

HOW DID THE DISTRICT PERFORM ON 4- AND 5-YEAR GRADUATION RATES?

4-YEAR GRADUATION RATE

82.86%

5-YEAR GRADUATION RATE

89.58%

HOW DID STUDENT GROUPS IN THE DISTRICT PERFORM?

4-YEAR GRADUATION RATE

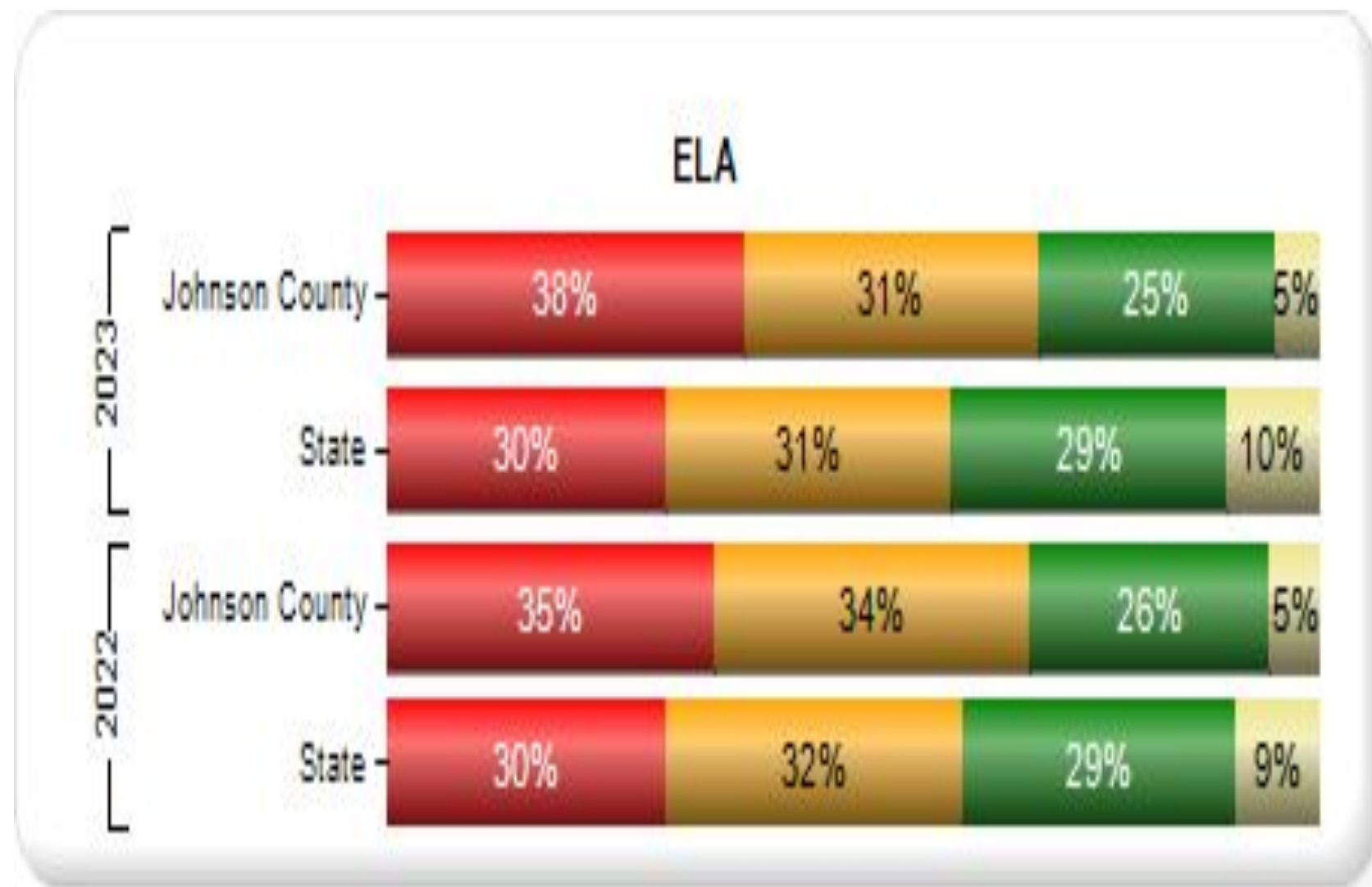
5-YEAR GRADUATION RATE

### LEGEND

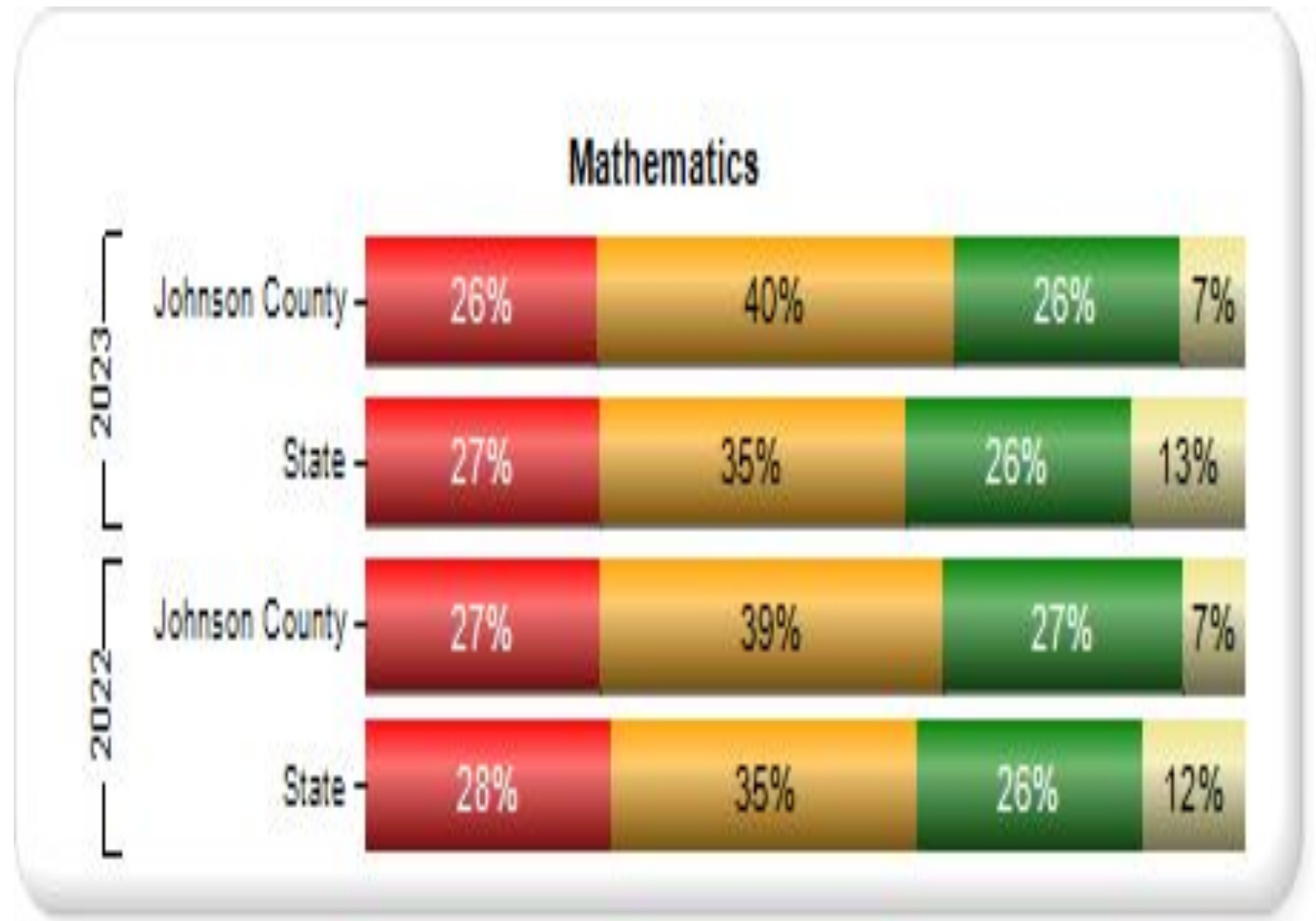
- Subgroup met improvement target
- Subgroup made progress, but did not meet improvement target
- Subgroup did not make progress and did not meet improvement target

	RATE	TARGET	FLAG
ALL STUDENTS	82.86%	N/A	
AMERICAN INDIAN / ALASKAN NATIVE	N/A	N/A	
ASIAN / PACIFIC ISLANDER	N/A	N/A	
BLACK	77.42%	N/A	
HISPANIC	Too Few Students	N/A	
MULTI-RACIAL	Too Few Students	N/A	
WHITE	88.57%	N/A	
ECONOMICALLY DISADVANTAGED	82.86%	N/A	
ENGLISH LEARNERS	N/A	N/A	
STUDENTS WITH DISABILITY	Too Few Students	N/A	

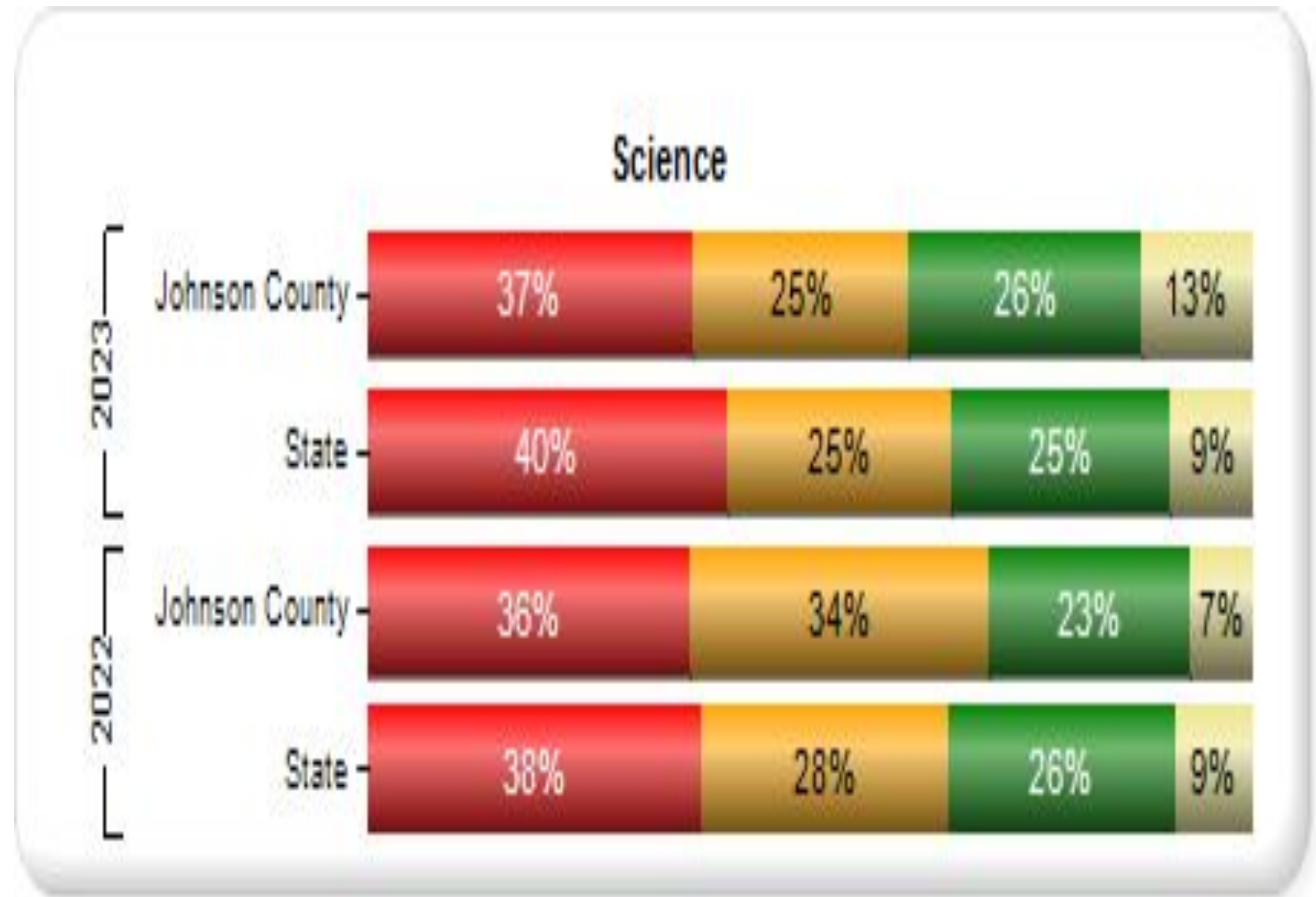
# District ELA Milestones EOG Results



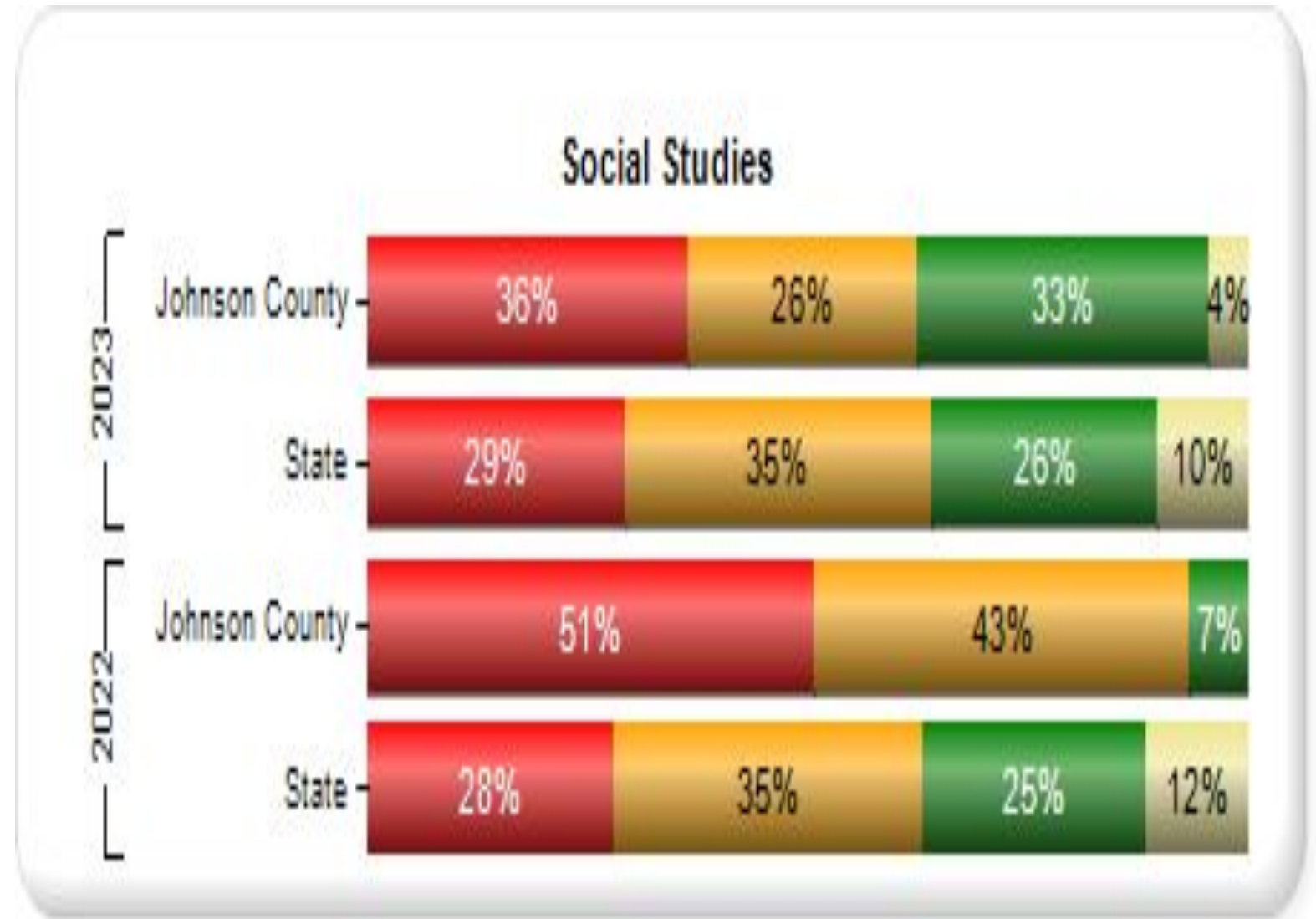
# District Math Milestones EOG Results



# District Science Milestones EOG Results


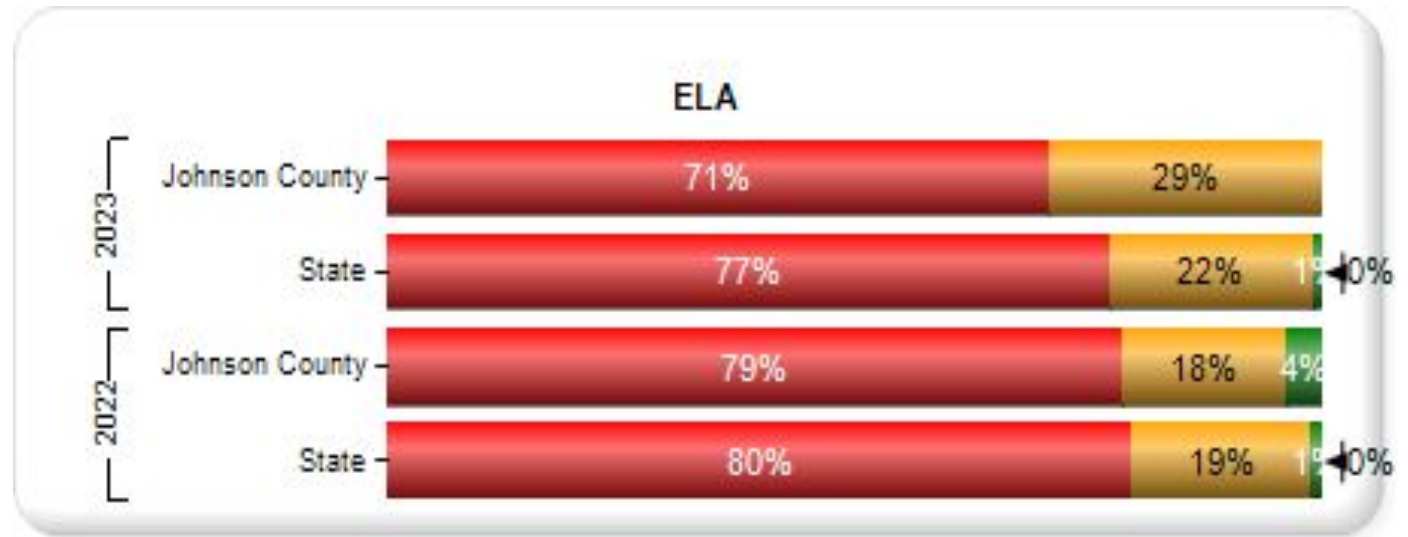


# District Social Studies Milestones EOG Results





# ELA and Math District EOG Milestones Retest Results





# District EOC Milestones Results:

*Algebra I*

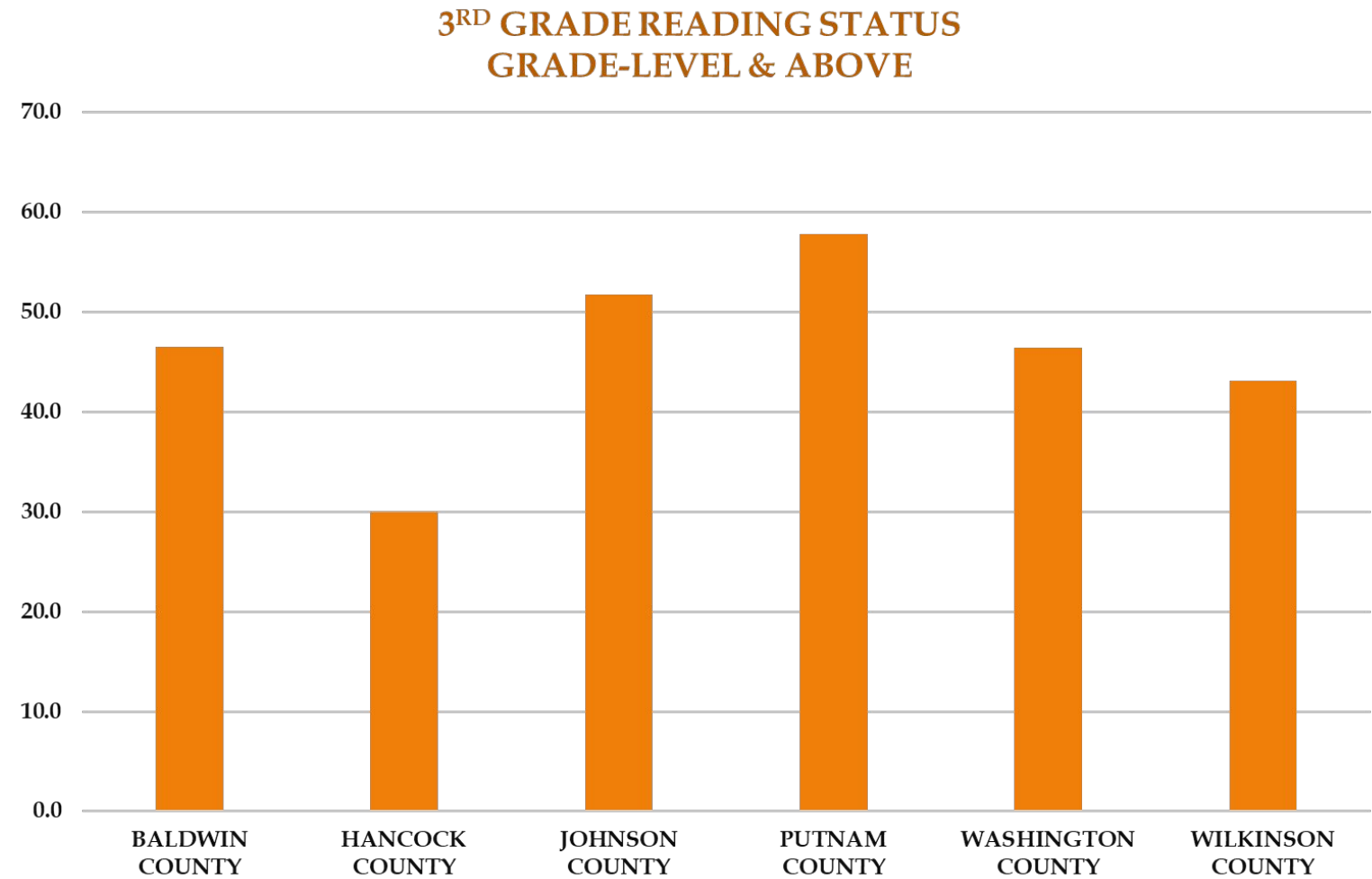
*American Literature*

*Biology*

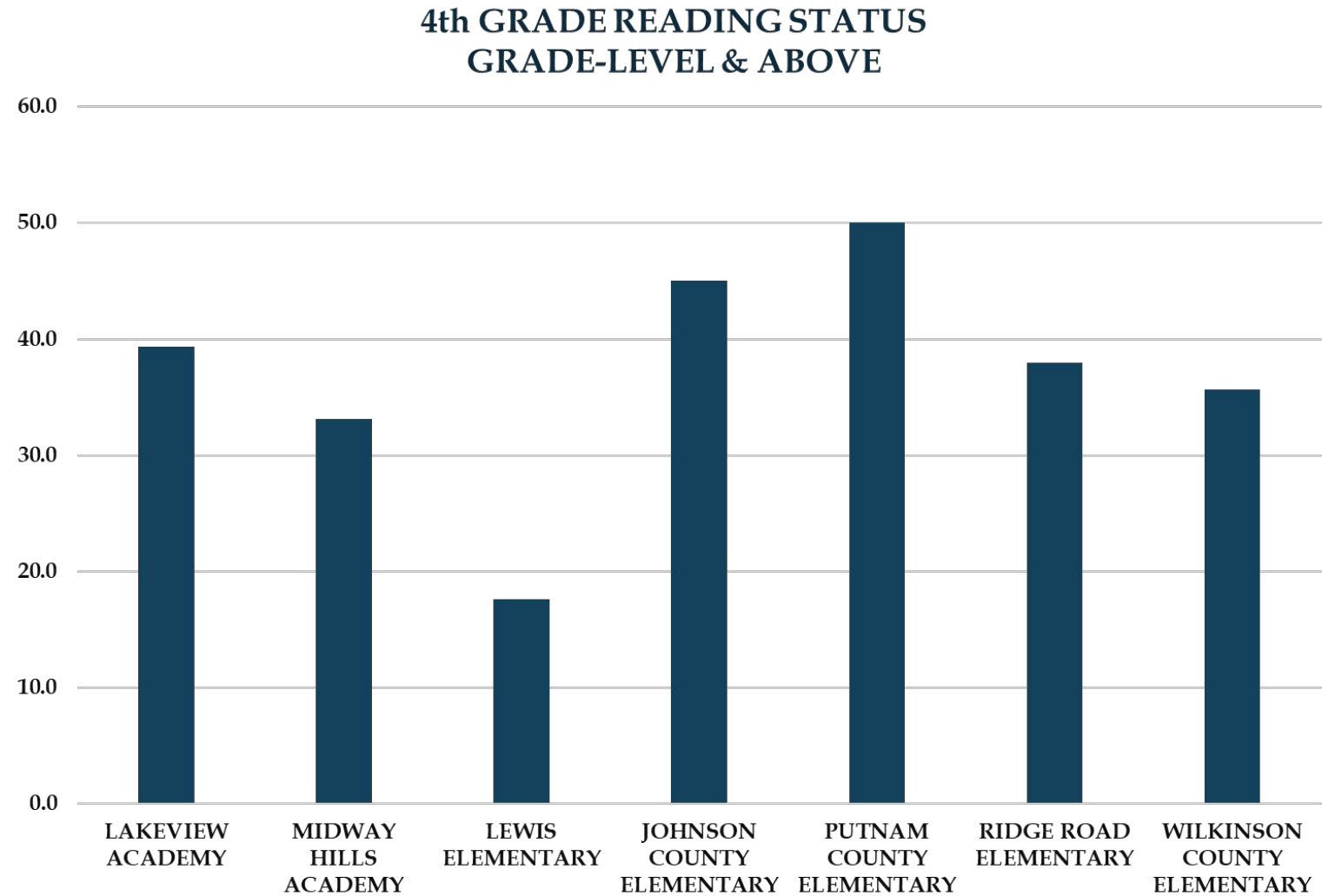
*US History*



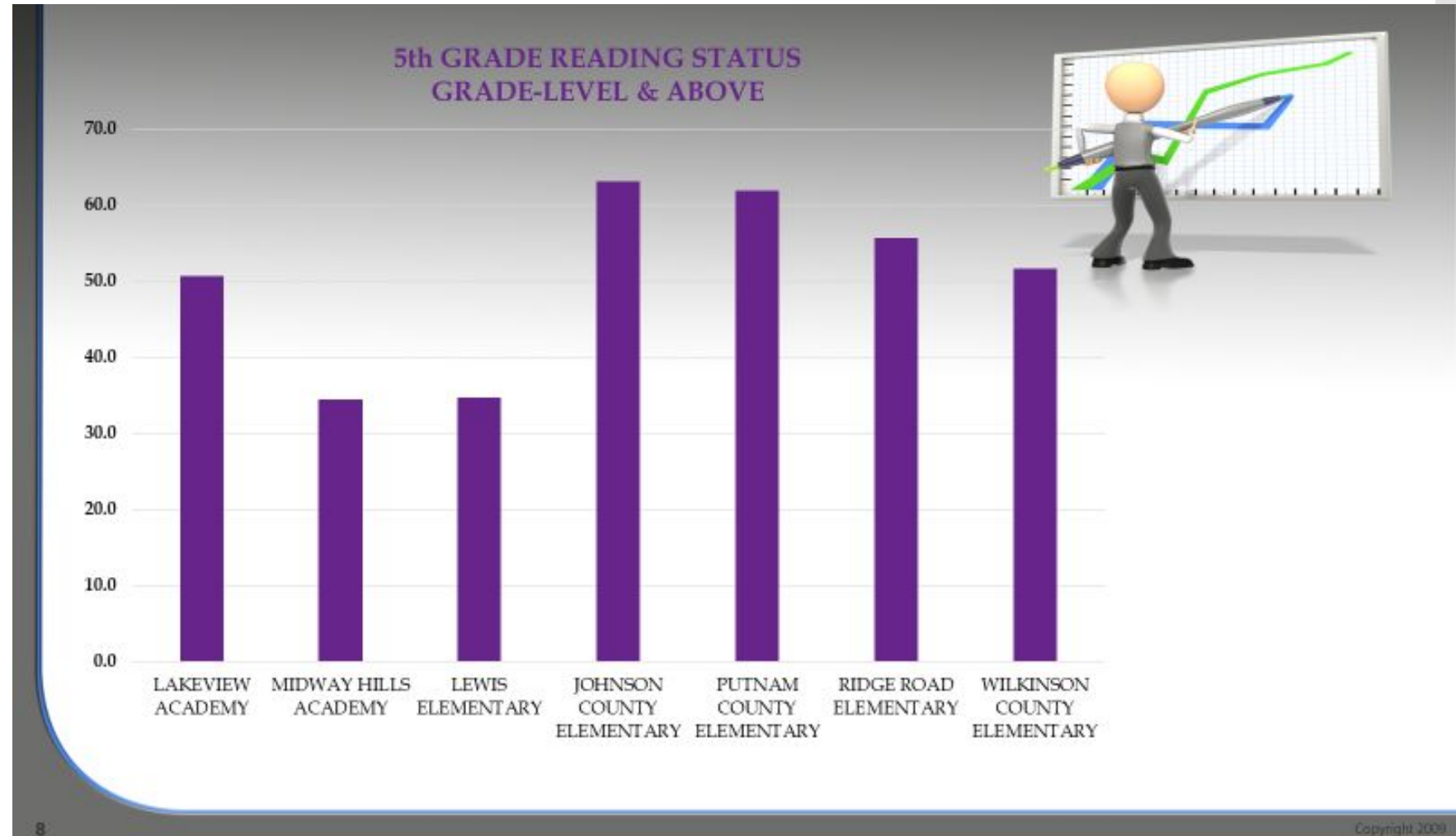
# Oconee RESA Reading Comparison Chart



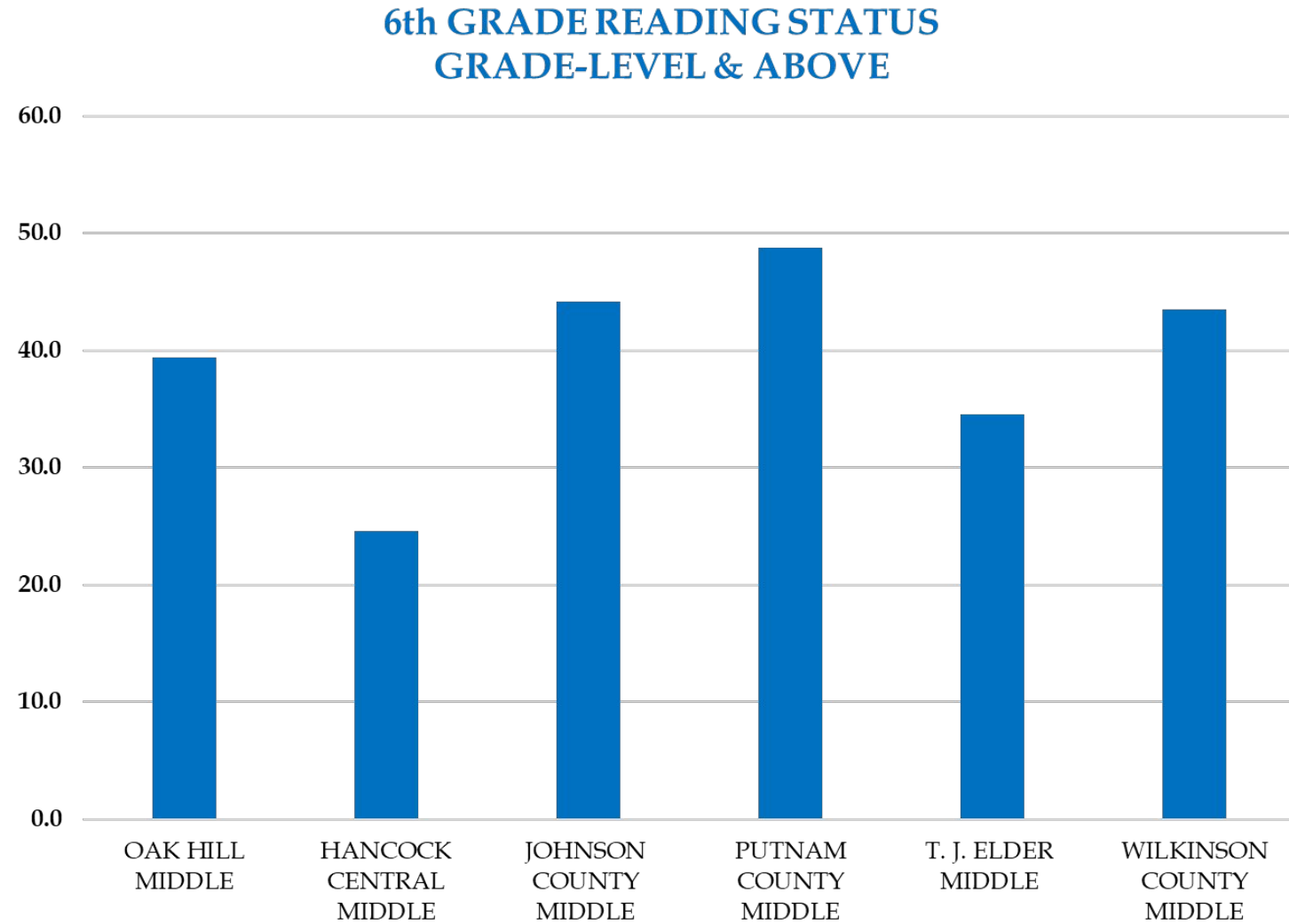
# Oconee RESA Reading Comparison Chart



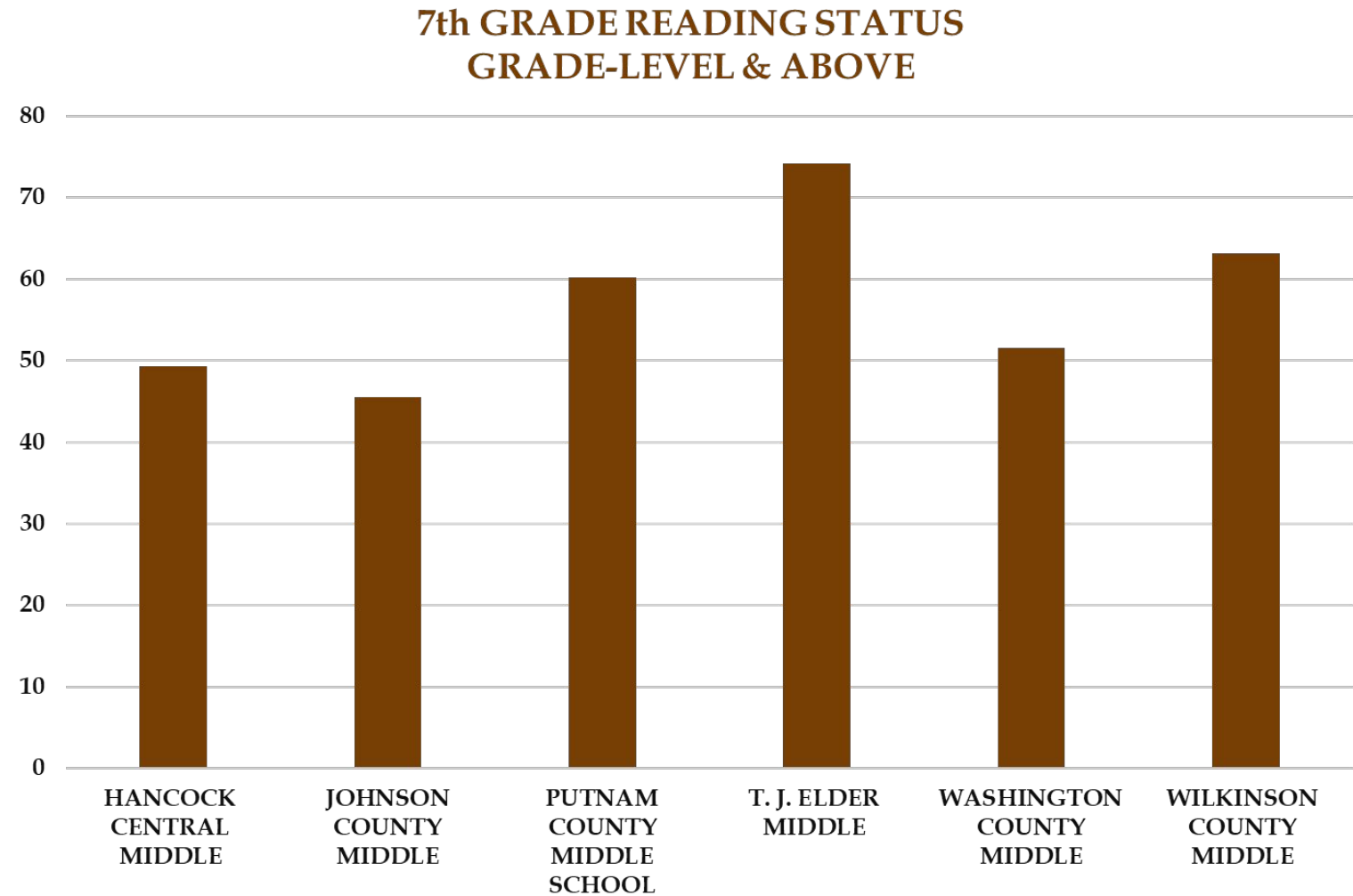
# Oconee RESA Reading Comparison Chart



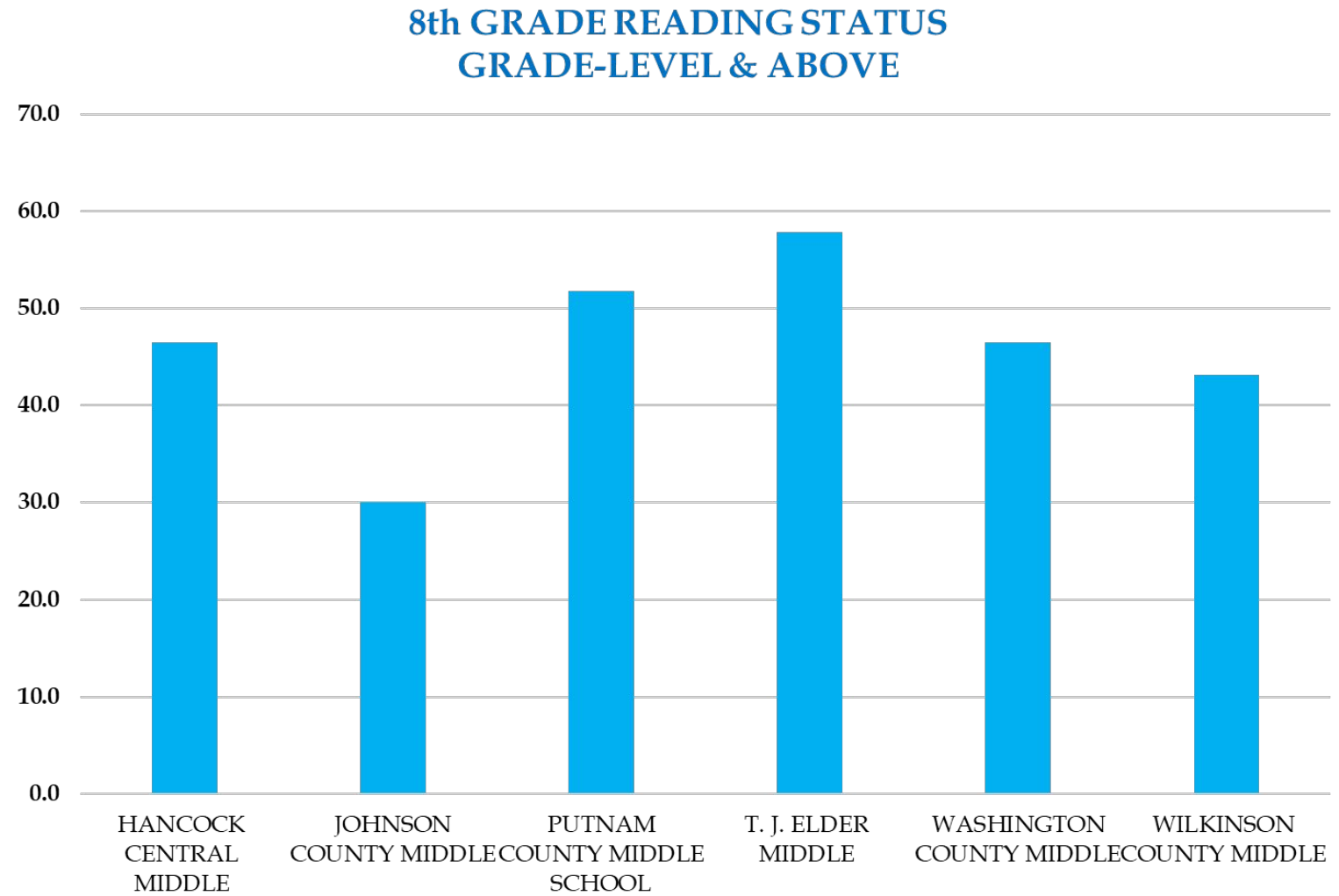
# Oconee RESA Reading Comparison Chart



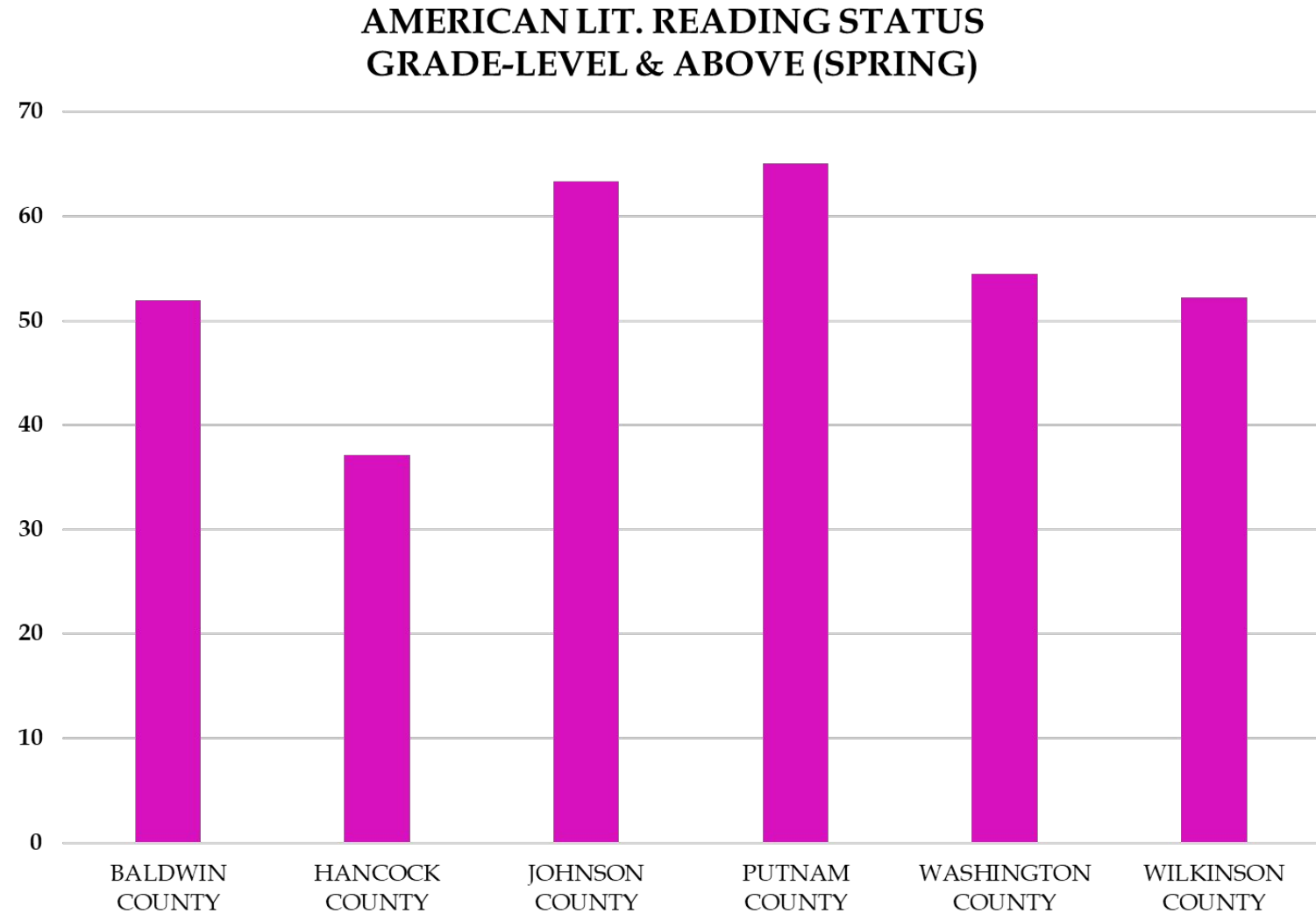
# Oconee RESA Reading Comparision Chart



# Oconee RESA Reading Comparison Chart



# Oconee RESA Reading Comparison Chart





# JCS System Improvements FY 2023-2024

- JCES \$4 Million Dollar Renovation Projected (Fall 2023)
- Added \$400, 000 Outdoor Learning Center at JCES (Fall 2023)
- Completed the Literacy STEM Bus (Fall 2023)
- Pressure washed exterior of JCES, JCMS, and JCHS (Fall 2023)
- Completed MS and HS Softball Fields (Summer and Fall 2023)
- Added New Fencing and Windscreen at Football Stadium for Extra Security measures (Fall 2023)
- Started process for GSBA Strategic Planning Processes (Fall 2023)
- Updated several GSBA policies in Simbli (Ongoing)
- Added additional law enforcement at Athletic events (Ongoing)